

CREATE AN ACCOUNT AND SIGN IN

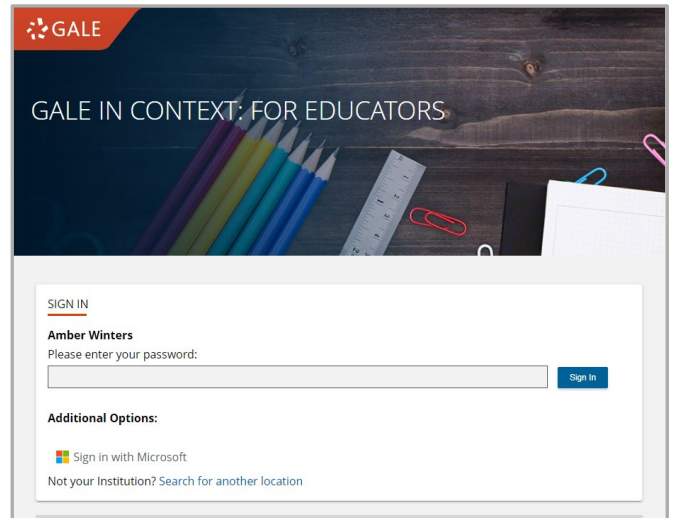
Utilize this document to create an account and sign into *Gale In Context: For Educators*. You can access your resource using this link:

ACCESS THE PLATFORM:

Select *Gale In Context: For Educators* to be taken to the resource sign in page.

Your instance will have a specific authentication created, some examples are passwords, LMS integration, and IP authentication.

If you're not sure how to authenticate onto the platform contact the individual maintaining *Gale In Context: For Educators*.



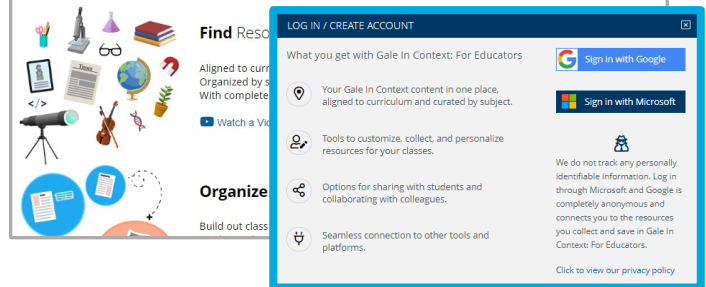

CREATE YOUR ACCOUNT AND SIGN IN:

Once you have signed into the platform you will need to create and sign into your own account.

To create an account select the **Log In / Create Account Button**.

You will be prompted to sign in with a Microsoft or Google account. Best practice is to use your school account.

You will be automatically linked to the Microsoft or Google account you are logged into on your browser.



EXPLORE:

You will know you are signed in because the **Search Bar, Curriculum Standards, Subjects, Lesson Plans, My Class Resources**, and **Recently Used Folders** will all be available.

If you can't see the tools, you haven't signed in yet. Select the **Log In / Create Account Button**.

